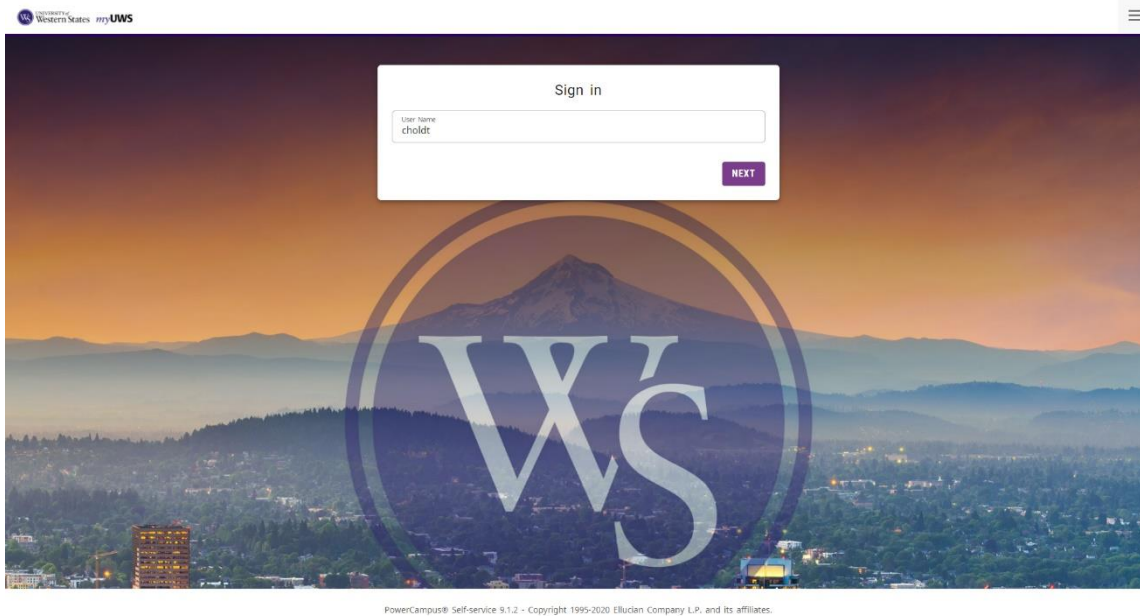


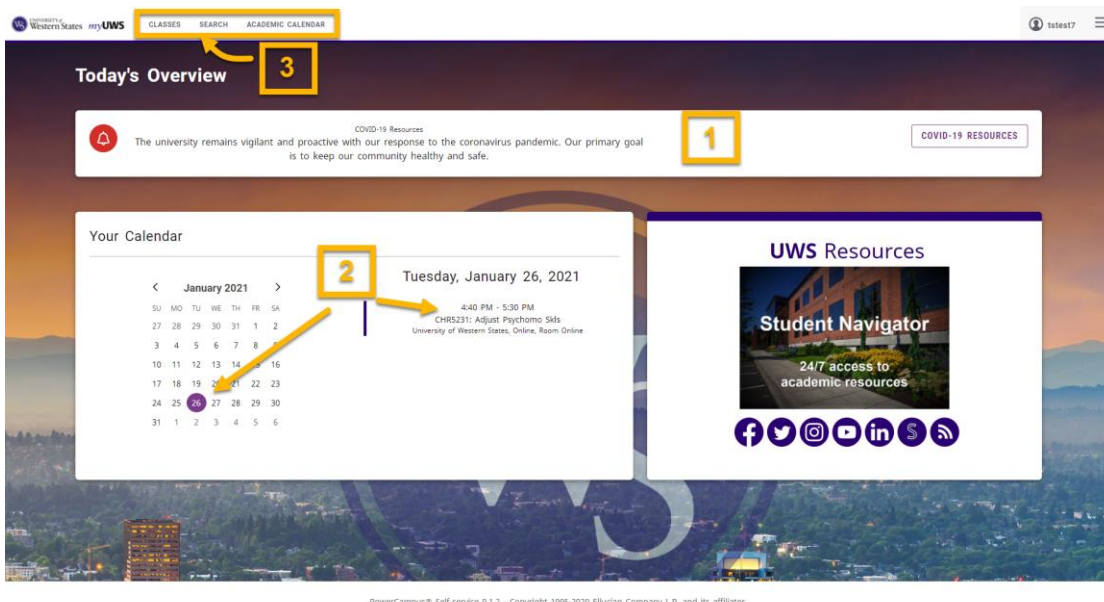
Log into my.uws.edu



Once logged into myUWS, using your UWS computer login

- User Name, **NOT YOUR FULL EMAIL ADDRESS** @uws.edu
- Password

the application will open to your dashboard.

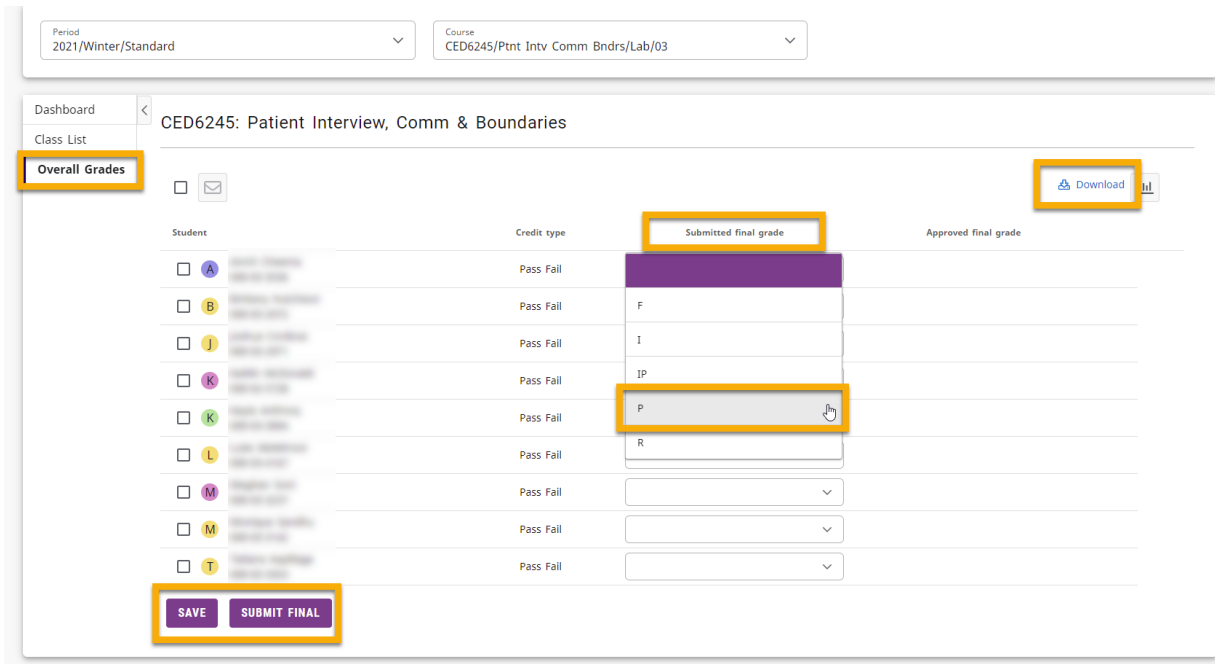


From your dashboard you can see:

- UWS messaging and information banner
- Your calendar and daily schedule of classes (if time and location are provided in PC)
- Tabs available to you to help manage your classes

From **Overall Grades** you can

- Select **Grade** from drop down
- **Save** grades entered to continue at a later time
- **Submit Final** – Grades entered into Student Information System, PowerCampus
- **Download** a copy of grades saved and submitted
-



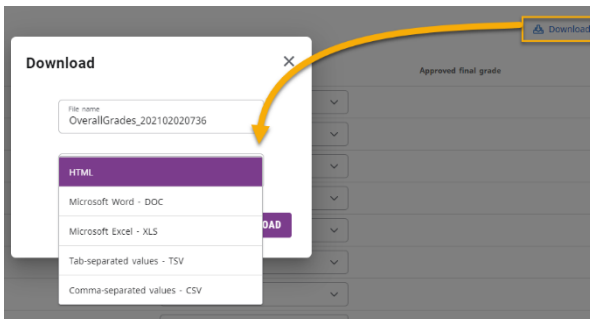
Period: 2021/Winter/Standard | Course: CED6245/Ptnt Intv Comm Bndrs/Lab/03

Dashboard | Class List | **Overall Grades** | [Download](#)

Student	Credit type	Submitted final grade	Approved final grade
<input type="checkbox"/> A	Pass Fail		
<input type="checkbox"/> B	Pass Fail	F	
<input type="checkbox"/> J	Pass Fail	I	
<input type="checkbox"/> K	Pass Fail	IP	
<input type="checkbox"/> K	Pass Fail	P	
<input type="checkbox"/> L	Pass Fail	R	
<input type="checkbox"/> M	Pass Fail		
<input type="checkbox"/> M	Pass Fail		
<input type="checkbox"/> T	Pass Fail		

SAVE **SUBMIT FINAL**

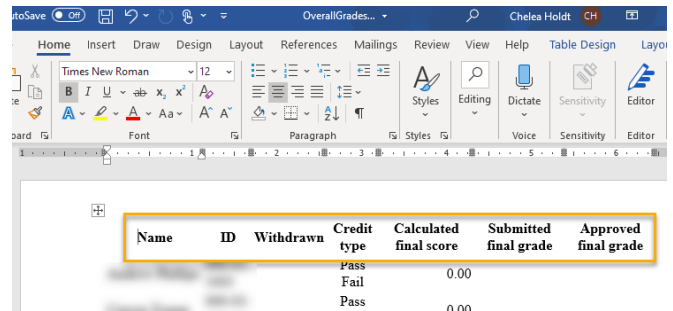
Download a copy of grades



Download

File name: OverallGrades_202102020736

- HTML**
- Microsoft Word - DOC
- Microsoft Excel - XLS
- Tab-separated values - TSV
- Comma-separated values - CSV



Name	ID	Withdrawn	Credit type	Calculated final score	Submitted final grade	Approved final grade
			Pass			
			Fail	0.00		
			Pass	n.n		