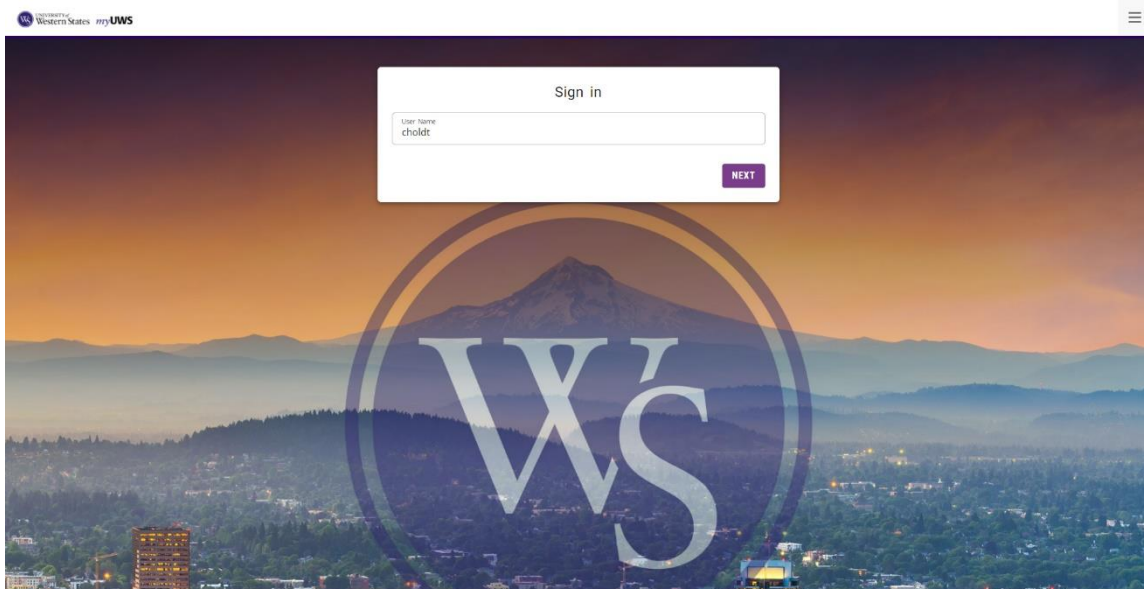


## Log into my.uws.edu



PowerCampus® Self-service 9.1.2 - Copyright 1995-2020 Ellucian Company L.P. and its affiliates.

Once logged into myUWS, using your UWS computer login

- User Name, **NOT YOUR FULL EMAIL ADDRESS** @uws.edu
- Password

the application will open to your dashboard.



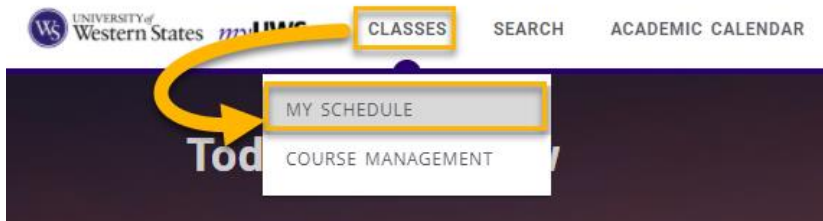
PowerCampus® Self-service 9.1.2 - Copyright 1995-2020 Ellucian Company L.P. and its affiliates.

From your dashboard you can see:

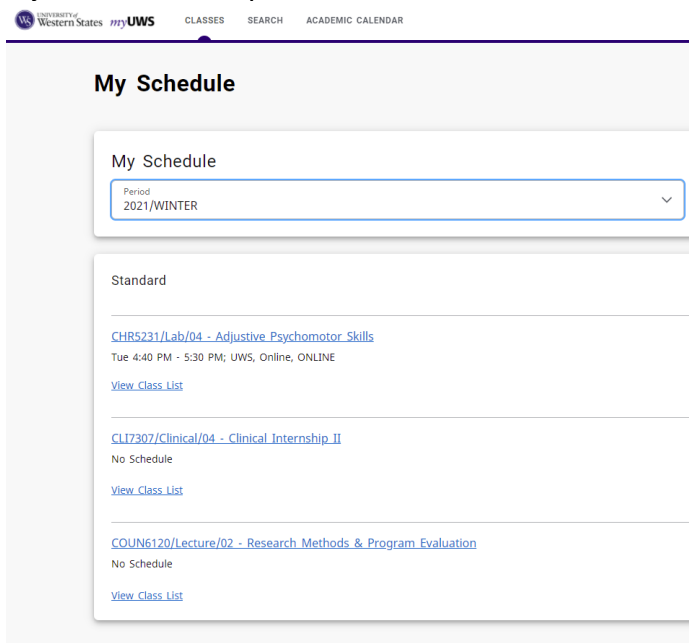
- UWS messaging and information banner
- Your calendar and daily schedule of classes (if time and location are provided in PC)
- Tabs available to you to help manage your classes

To view your class [Schedule](#):

- click the **Classes** tab
- Chose **My Schedule**



My Schedule will open



If UWS is in between terms, chose the term you wish to view. You will see the terms listed twice, with and without 'STANDARD.' At UWS there is no difference between parts of term. Either will produce the same information.

Clicking on the CRN or class name provides additional information about the class that students and other users can also view.

Clicking 'Class List' will allow you to see cameo pictures of students (if available) and basic academic information about those students.